

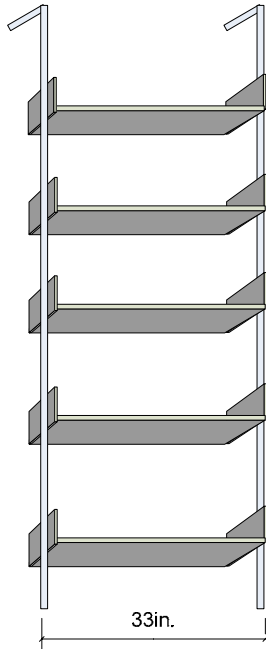


INFINITE STORAGE SOLUTIONS

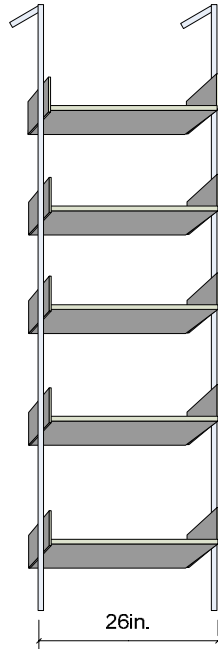
ISS DESIGNS™

Modern Design with Infinite Adjustability

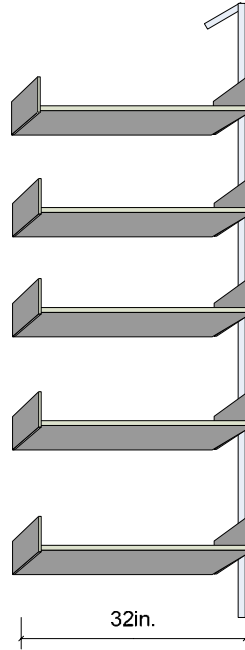
Pole Mounted Shelves with Sides



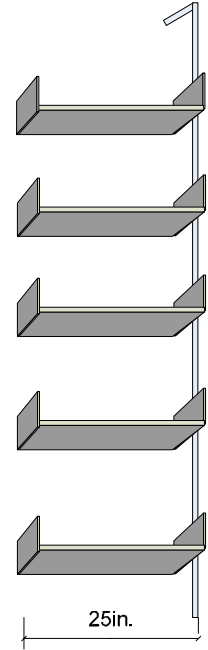
33" Bay with 2 Poles
10" - Mel. Finish A - \$271
10" - Maple Veneer - \$374



26" Bay with 2 Poles
10" - Mel. Finish A - \$245
10" - Maple Veneer - \$322



Add 32" Bay with 1 Pole
10" - Mel. Finish A - \$201
10" - Maple Veneer - \$304



Add 25" Bay with 1 Pole
10" - Mel. Finish A - \$176
10" - Maple Veneer - \$252

Design your system to fit your space. Start with your choice of shelf depth from 6" to 24" and length from 24" (or less) up to 31". The shelves with sides are mounted to the ISS Designs Poles at your desired height and configuration. Your system mounts to the wall using just one screw per pole. The standard pole height is 87.5". Prices vary depending on your choice of options. Email sales@issdesigns.com or call (949) 366-0780 for design assistance.

Create Your Own Design - See Examples Below

